
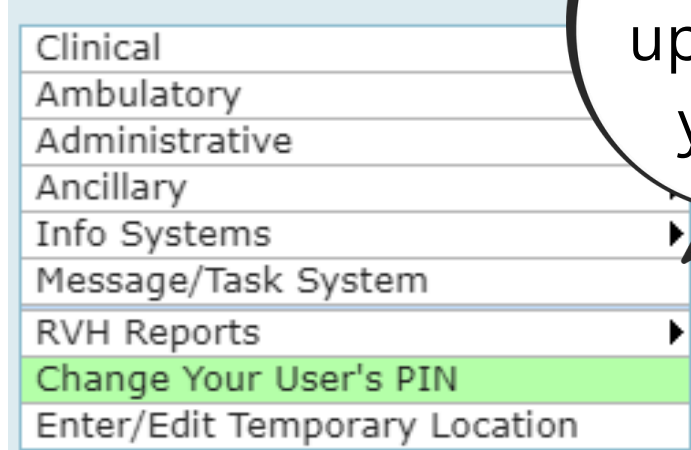


## Student Documentation

### General

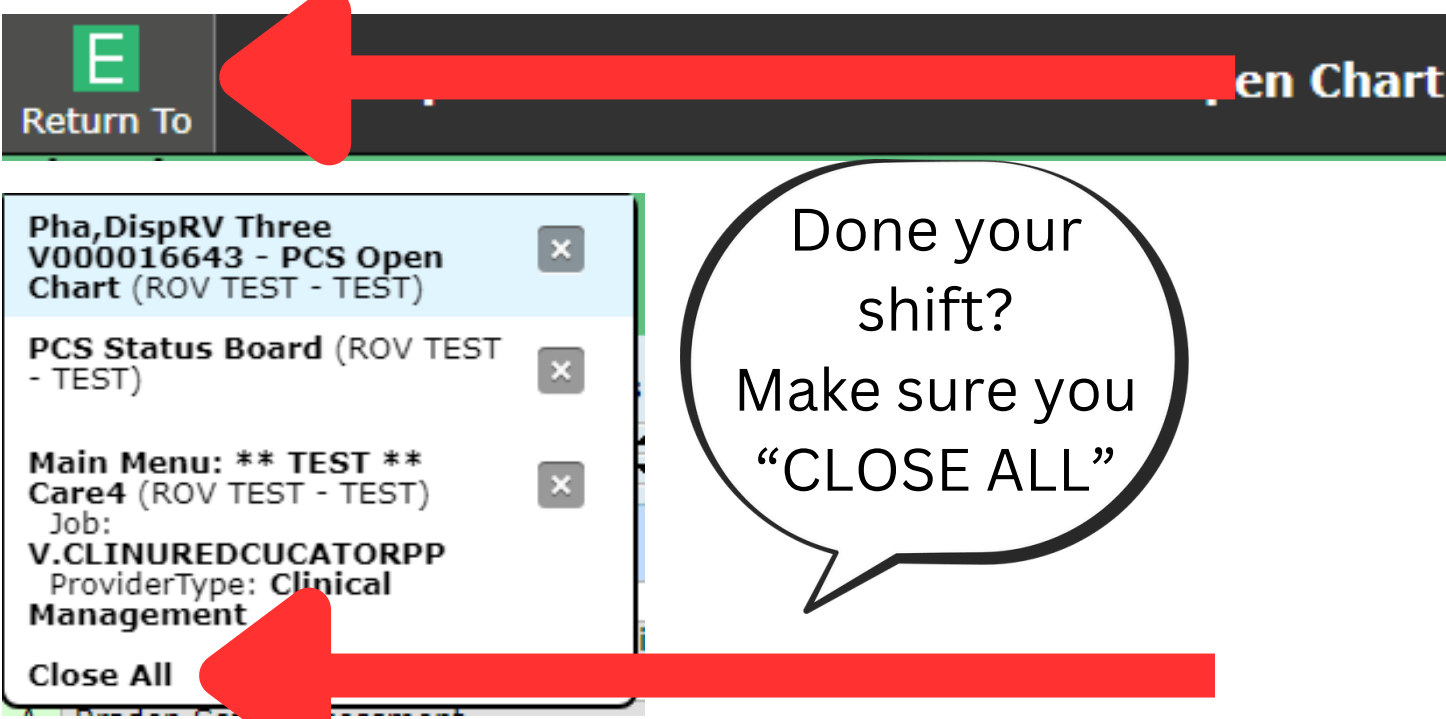


Login issues?  
Call IT at ext  
45000




Need to set-up or change your PIN?

1. Click on "Change Your User's PIN"
2. Enter your password you use to log into the computer
3. Select a 4-digit PIN (numbers only)



Done your shift?  
Make sure you  
"CLOSE ALL"

Need to report an Incident?  
Want to access a Quick Link?



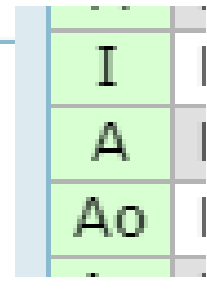
Found on the bottom right of the screen

### Worklist

- Within Defined Standards (WDS)  
Meets the standard so no further documentation is required
- Significant Findings (SF)  
Does not meet the standard, detailed documentation required
- Within Expected Standards (WES)  
Does not meet the standards but patient condition is chronic and findings not expected to change. Detail be used ongoing
- Unable to Assess (UA)  
Requires an indication as to why assessment was not completed

Document within parameters!

Care items are made up of interventions, assessments, and orders



- I**- Intervention
- Io**- Orderable intervention
- A**- Assessment
- Ao**- Assessment triggered by an order

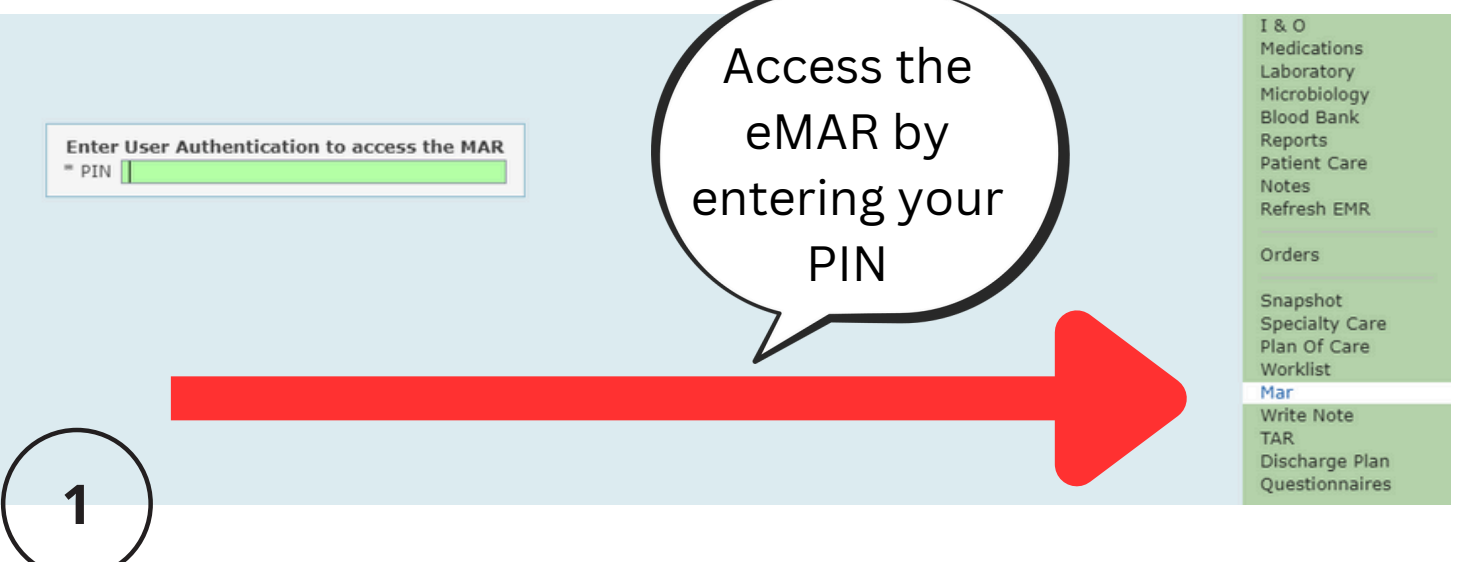
- Click **R** to view associated data
- Click **P** to view protocol
- Click **I** to edit or view info
- Click **O** to edit or view order info
- Click to view linked medications
- Click to view medication conflicts
- Click to Reprint Collection Labels
- Click cell to edit/view item detail

The item detail column provides detailed information!

<input checked="" type="checkbox"/>	Vitals signs
<input checked="" type="checkbox"/>	Adult Physical Assessment
<input checked="" type="checkbox"/>	ADL: All
<input checked="" type="checkbox"/>	Braden Scale and Falls Risk Assessment
<input checked="" type="checkbox"/>	CAM-R and VAT
<input checked="" type="checkbox"/>	IO: Intake and Output
<input checked="" type="checkbox"/>	Hourly Purposeful Rounding Completed
<input checked="" type="checkbox"/>	IV: Peripheral Assessment
<input checked="" type="checkbox"/>	Wound Care Assessment/Intervention
<input checked="" type="checkbox"/>	<b>NOT to complete the Chart Check!</b>

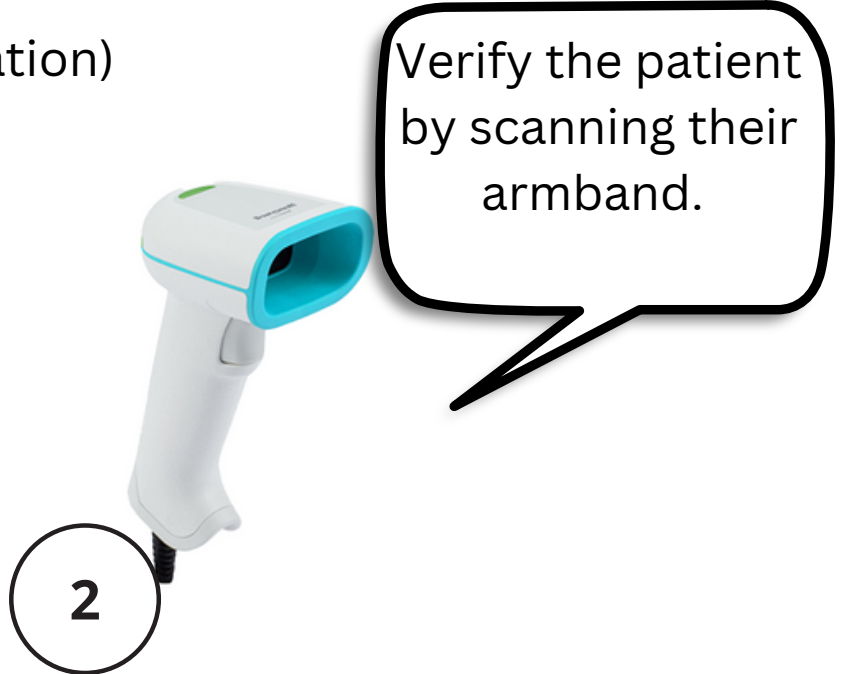
Become familiar with the following Care Items!

### MAR and BMV (Bedside Medication Verification)



Access the eMAR by entering your PIN


1



Verify the patient by scanning their armband.

2

Scan the medication. A barcode will appear on the eMAR!



3